

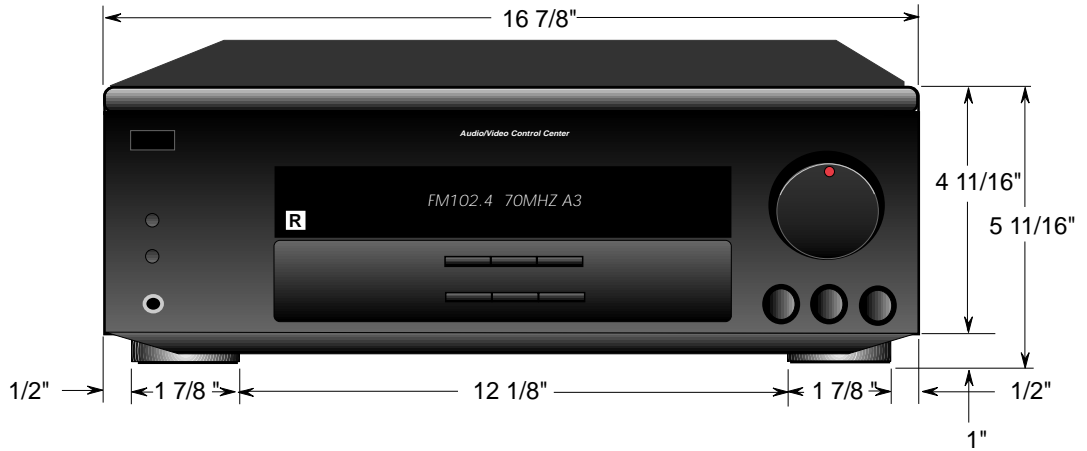
SONY

STR-DE325/425

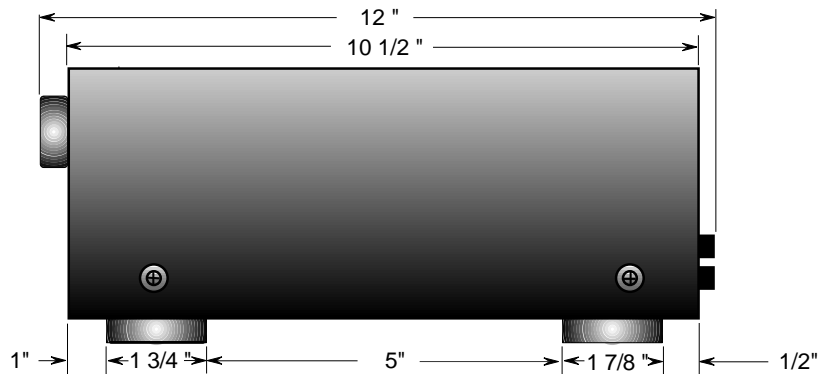
DESCRIPTION: Receiver	POWER REQUIREMENTS: 120V 60Hz
DIMENSIONS (WHD): 16 7/8" x 5 11/16" x 10 1/2"	POWER CONSUMPTION: 355 Watts
WEIGHT: 22 lbs 4oz	

1/4 inch = 1 inch Scale 4:1


FRONT VIEW



SIDE VIEW



BACK VIEW



NOTE :
 WHERE THERE ARE CLOSE TOLERANCES INVOLVED IN CABINET BUILDING OR APPLICATIONS WHICH REQUIRE A GREAT DEGREE OF PRECISION WE RECOMMEND THAT THE PRODUCT ITSELF BE USED TO MAKE THE ACTUAL MEASUREMENTS. SONY WILL NOT BE RESPONSIBLE FOR INACCURACIES IN THE DESIGN OR MANUFACTURE OF ENCLOSURES .